

Scaled data based on original data using
LM-79-08 Approved Method: Electrical and Photometric Measurements of Solid-
State Lighting Products

Test Report Prepared for
Cooper Lighting Solutions
(formerly Eaton)

Brand: McGRAW-EDISON

Report Number: P227239

Luminaire Tested: **IST-AF-800-LED-E1-SLL-8030**

Issue Date: 3/3/2020

Test Information

Test Method: LM-79-08
Report Number: P227239
TEST IS SCALED FROM IESNA LM-79-08 TEST DATA (P35948)
Test Lab: INNOVATION CENTER-P3
Issue Date: 3/3/2020
Manufacturer: COOPER LIGHTING SOLUTIONS (FORMERLY EATON)
Product Line: MCGRAW-EDISON
Catalog Number: IST-AF-800-LED-E1-SLL-8030
Description: IMPACT ELITE LED TRAPEZOID LUMINAIRE
LIGHT SQUARE WITH ACCULED OPTICS-90° SPILL LIGHT ELIMINATOR LEFT
Light Source: (16) 3000K CCT, 80 CRI LEDs
Ballast/Driver: ELECTRONIC DRIVER

Summary

Lumens per Lamp: N/A
Luminaire Lumens: 3604.7 lumens
Efficiency: N/A
Efficacy: 82.9 lumens/watt
Luminous Opening: Rectangular (W 0.5' x L: 0.5' x H: 0')
IES Classification: Type IV - Short - Non-Cutoff
BUG Rating: B1 - U1 - G2

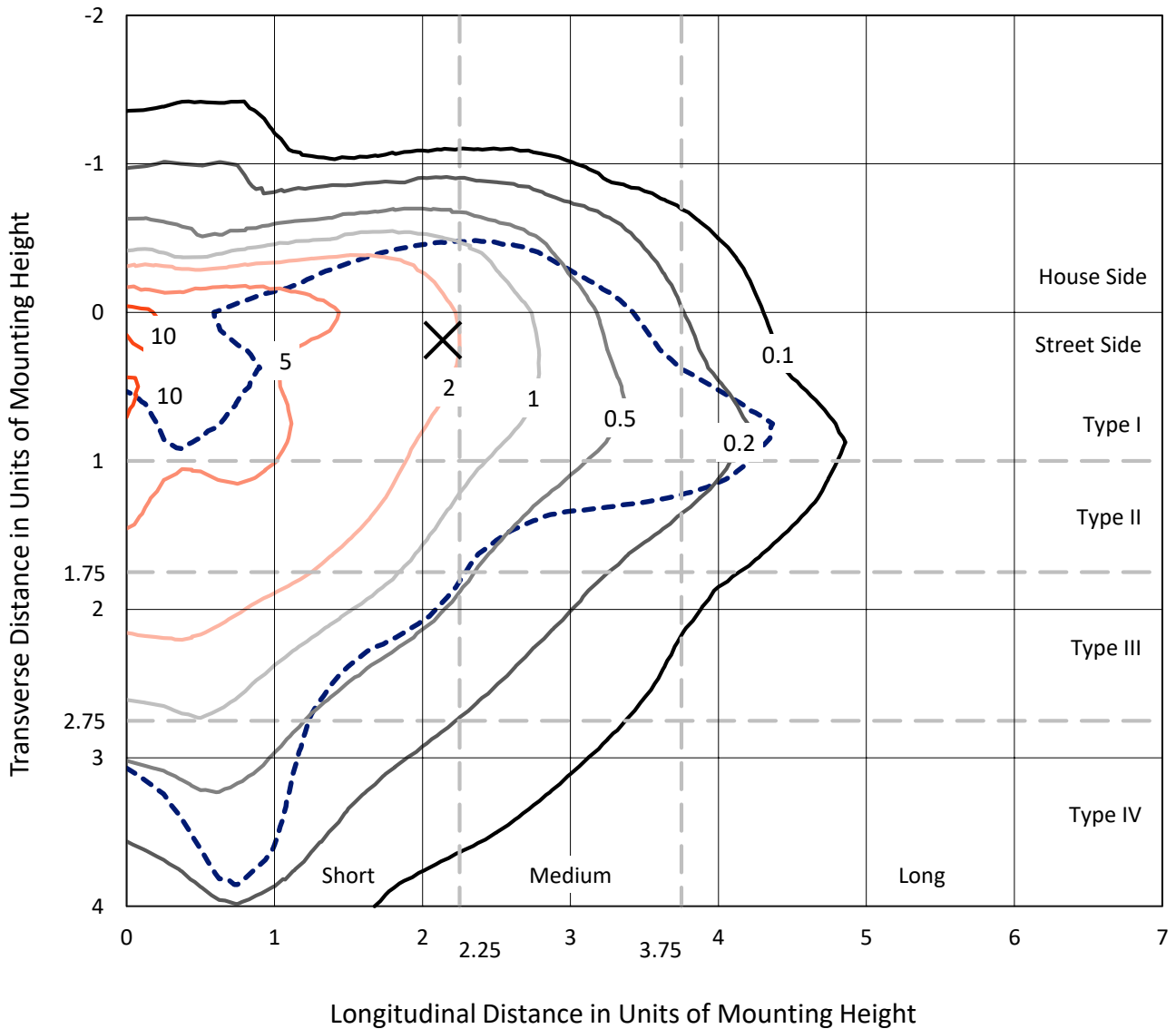
Input Watts (W): 43.5
Input Voltage (V): 120
Input Current (Ain): NR
Voltage Rise (V): NR
Power Factor: NR
Total Harmonic Distortion (THDi): NR
Frequency (hertz): 60
Stabilization Time: NR
Operation Time: NR
Ambient Temperature (°C): NR
Test Distance: 25 FT



REPORT NUMBER: P227239
 CATALOG NUMBER: IST-AF-800-LED-E1-SLL-8030

Iso-Footcandle Lines of Horizontal Illumination

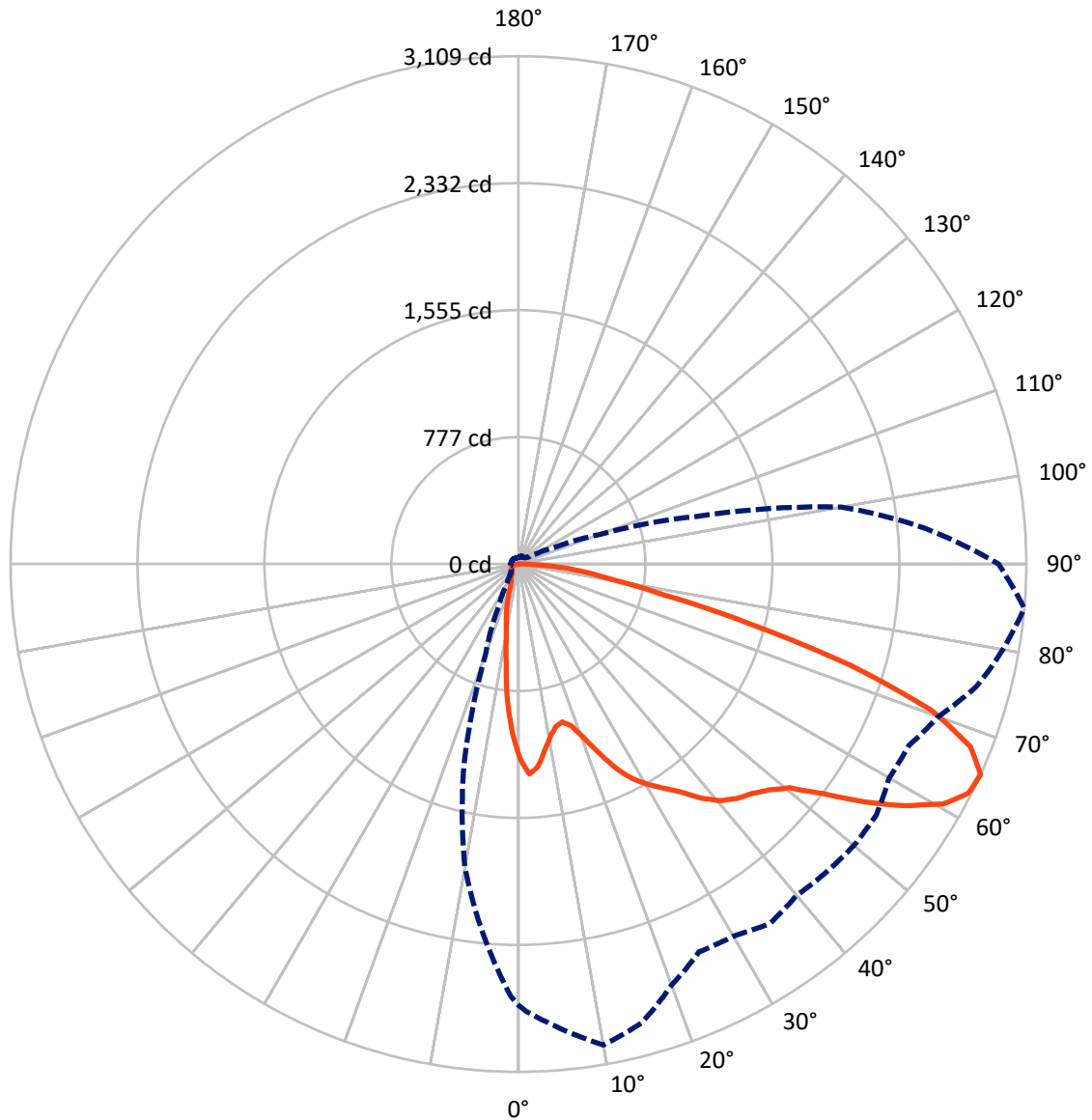
× Max cd
 - - - 1/2 Max cd



Based on 10 foot mounting height. Maximum calculated value = 13 fc
 Type IV - Short - Non-Cutoff

REPORT NUMBER: P227239
CATALOG NUMBER: IST-AF-800-LED-E1-SLL-8030

Luminous Intensity Polar Plot



— Vertical Plane Through 85-Deg Lateral - - - Horizontal Cone Through 65-Deg Vertical

REPORT NUMBER: P227239

CATALOG NUMBER: IST-AF-800-LED-E1-SLL-8030

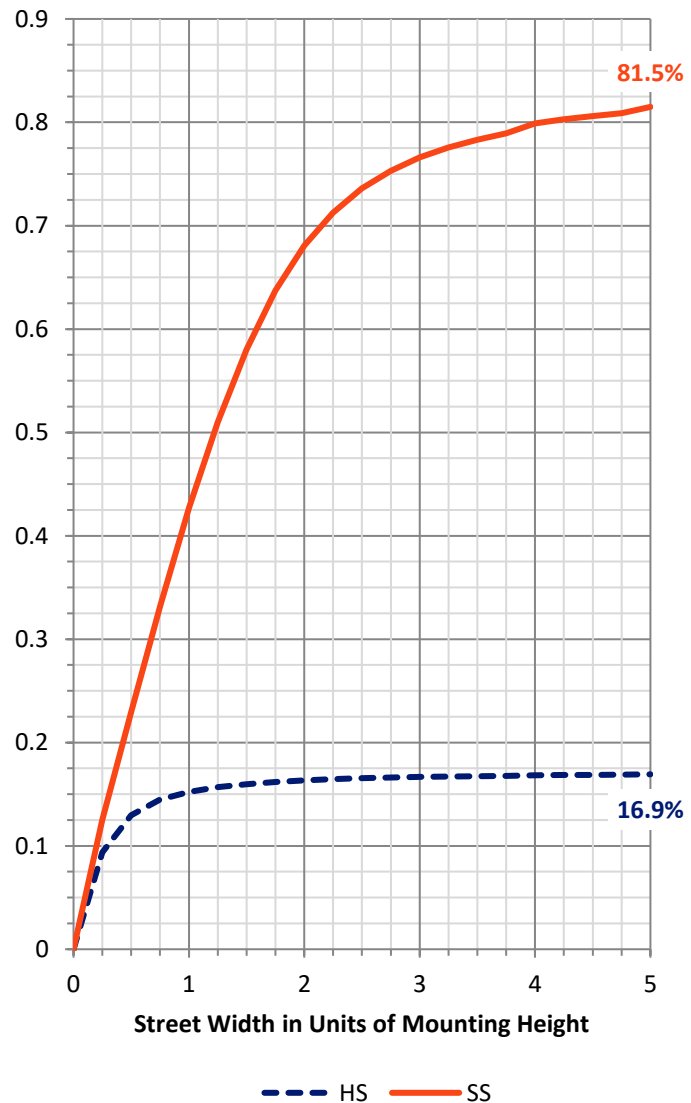
FLUX DISTRIBUTION:

		Downward	Upward	Total
House Side	Lumens	618.3	0.0	618.3
	% Fixture	17.2	0.0	17.2
Street Side	Lumens	2986.2	0.1	2986.4
	% Fixture	82.8	0.0	82.8
Total	Lumens	3604.5	0.2	3604.7
	% Fixture	100.0	0.0	100.0

Coefficient of Utilization

ZONAL LUMENS:

Zone	Lumens	% Fixture
0°-10°	88.2	2.4
10°-20°	169.8	4.7
20°-30°	242.1	6.7
30°-40°	351.2	9.7
40°-50°	502.4	13.9
50°-60°	771.3	21.4
60°-70°	892.8	24.8
70°-80°	455.4	12.6
80°-90°	131.4	3.6
90°-100°	0.2	0.0
100°-110°	0.0	0.0
110°-120°	0.0	0.0
120°-130°	0.0	0.0
130°-140°	0.0	0.0
140°-150°	0.0	0.0
150°-160°	0.0	0.0
160°-170°	0.0	0.0
170°-180°	0.0	0.0
0°-90°	3604.5	100.0
0°-180°	3604.7	100.0



REPORT NUMBER: P227239

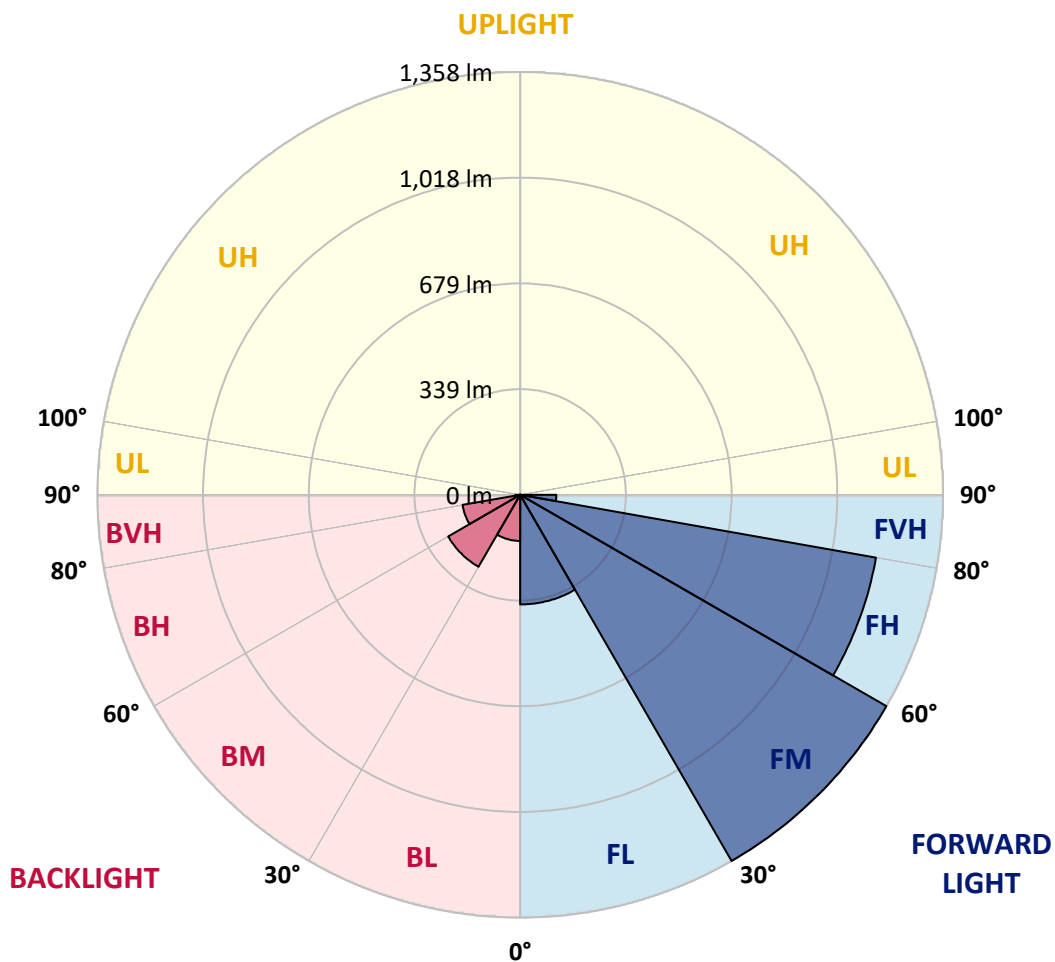
CATALOG NUMBER: IST-AF-800-LED-E1-SLL-8030

LUMINAIRE CLASSIFICATION SYSTEM LUMEN TABLE AND BUG RATING:

Zone		Lumens	% Fixture	Zone Rating/Lumen Limit		
				B	U	G
FL	(0°-30°)	352.0	9.8			
FM	(30°-60°)	1357.8	37.7			
FH	(60°-80°)	1160.2	32.2			G1/1800
FVH	(80°-90°)	116.2	3.2			G2/225
BL	(0°-30°)	148.0	4.1	B1/500		
BM	(30°-60°)	267.0	7.4	B1/1000		
BH	(60°-80°)	188.1	5.2	B1/500		G1/500
BVH	(80°-90°)	15.3	0.4			G1/100
UL	(90°-100°)	0.2	0.0		U1/10	
UH	(100°-180°)	0.0	0.0		U1/10	

BUG Rating: B1-U1-G2

Type IV Short





REPORT NUMBER: P227239

CATALOG NUMBER: IST-AF-800-LED-E1-SLL-8030

CANDELA DISTRIBUTION (FULL):

	0°	1°	5°	10°	15°	20°	25°	30°	35°	40°	45°
0°	1190.8	1190.8	1190.8	1190.8	1190.8	1190.8	1190.8	1190.8	1190.8	1190.8	1190.8
2.5°	1232.7	1233.9	1250.9	1267.3	1287.9	1284.9	1301.9	1314.6	1326.1	1327.9	1336.4
5°	1157.5	1169.6	1207.8	1240.6	1281.8	1314.0	1348.6	1375.9	1395.9	1414.7	1417.1
7.5°	1051.9	1061.0	1105.3	1156.9	1216.3	1258.8	1311.0	1356.5	1388.6	1418.9	1425.6
10°	961.5	970.0	1019.2	1085.9	1138.1	1193.3	1247.3	1284.3	1326.1	1352.2	1364.9
12.5°	917.9	928.2	974.9	1035.5	1088.9	1142.3	1183.0	1215.1	1238.8	1243.6	1247.3
15°	934.8	940.3	991.9	1045.9	1088.3	1115.0	1125.9	1145.3	1143.5	1153.2	1155.0
17.5°	1003.4	1001.0	1055.6	1093.2	1113.8	1110.8	1093.8	1083.5	1065.3	1059.8	1075.6
20°	1121.1	1129.6	1164.8	1187.8	1166.6	1117.4	1070.7	1038.6	1013.1	1004.6	1002.8
22.5°	1258.8	1269.7	1307.9	1295.8	1241.8	1152.0	1067.1	1015.5	984.0	974.9	971.2
25°	1403.2	1410.4	1429.9	1388.6	1312.8	1196.3	1092.6	1020.4	978.5	965.2	963.4
27.5°	1519.6	1526.9	1517.8	1470.5	1360.7	1246.0	1127.8	1042.2	987.6	974.3	968.2
30°	1614.9	1618.5	1588.2	1529.3	1420.2	1301.3	1173.9	1080.4	1016.7	986.4	982.2
32.5°	1721.7	1719.2	1660.4	1579.1	1470.5	1351.0	1226.6	1123.5	1044.6	1007.6	1001.0
35°	1838.7	1817.5	1713.8	1628.2	1505.1	1389.2	1274.6	1169.0	1089.5	1040.4	1031.9
37.5°	1943.1	1921.2	1782.3	1667.1	1539.7	1418.9	1312.2	1227.8	1158.1	1113.2	1109.6
40°	2024.4	1997.7	1834.5	1693.1	1556.6	1440.8	1356.5	1301.9	1255.8	1219.4	1219.4
42.5°	2089.9	2060.8	1885.4	1723.5	1571.8	1474.1	1430.5	1411.7	1402.0	1381.9	1389.2
45°	2153.0	2123.3	1927.3	1742.9	1605.8	1539.1	1545.1	1561.5	1590.6	1579.1	1589.4
47.5°	2213.0	2183.9	1974.6	1773.8	1671.3	1655.5	1687.1	1752.6	1809.6	1854.5	1886.1
50°	2313.7	2279.2	2059.6	1864.8	1774.4	1782.3	1873.3	2001.9	2094.7	2136.0	2133.6
52.5°	2504.8	2455.7	2242.2	2034.7	1921.8	1965.5	2072.9	2234.9	2356.2	2388.4	2401.1
55°	2738.4	2699.6	2506.0	2259.7	2177.9	2193.0	2326.5	2509.7	2603.1	2636.5	2647.4
57.5°	2875.5	2865.2	2743.9	2500.6	2421.1	2415.0	2589.2	2739.0	2819.7	2851.2	2841.5
59°	2907.6	2910.7	2841.5	2671.1	2561.9	2548.5	2725.7	2864.6	2931.9	2941.6	2936.8
60°	2904.6	2921.6	2913.1	2764.5	2651.0	2634.0	2783.3	2915.5	2971.9	2987.1	2970.1
62.5°	2842.1	2871.2	2951.9	2936.2	2853.0	2766.3	2836.7	2932.5	2968.9	2954.4	2941.6
65°	2700.2	2738.4	2850.6	2990.1	2910.1	2742.6	2619.5	2630.4	2685.6	2649.2	2666.8
67.5°	2455.1	2498.8	2558.2	2874.9	2758.4	2477.5	2265.8	2162.1	2136.0	2171.2	2227.0
70°	1997.1	2025.6	2176.0	2623.7	2422.3	2036.5	1770.8	1632.5	1586.4	1667.7	1724.7
72.5°	1408.6	1451.1	1649.5	2171.2	1992.8	1631.3	1340.1	1212.7	1166.6	1170.2	1220.0
75°	857.2	914.8	1152.6	1716.8	1570.6	1249.7	1021.0	929.4	915.4	907.5	899.0
77.5°	565.4	587.2	757.7	1184.8	1059.2	888.7	766.2	803.8	845.7	854.8	865.7
80°	383.4	390.1	491.4	831.1	697.6	656.4	619.4	708.0	787.4	802.0	794.1
82.5°	236.0	256.0	342.8	560.5	556.3	536.9	489.6	558.7	611.5	620.6	637.0
85°	81.9	85.5	210.5	495.0	565.4	571.5	403.4	318.5	357.9	351.2	252.4
87.5°	35.2	39.4	65.5	331.2	382.8	316.7	184.4	163.8	126.2	71.0	68.6
90°	2.4	2.4	1.8	3.0	9.1	6.1	5.5	1.8	0.0	0.0	0.0
92.5°	0.0	0.0	0.0	0.0	0.0	0.0	0.0	0.0	0.0	0.0	0.0
95°	0.0	0.0	0.0	0.0	0.0	0.0	0.0	0.0	0.0	0.0	0.0
97.5°	0.0	0.0	0.0	0.0	0.0	0.0	0.0	0.0	0.0	0.0	0.0
100°	0.0	0.0	0.0	0.0	0.0	0.0	0.0	0.0	0.0	0.0	0.0
102.5°	0.0	0.0	0.0	0.0	0.0	0.0	0.0	0.0	0.0	0.0	0.0
105°	0.0	0.0	0.0	0.0	0.0	0.0	0.0	0.0	0.0	0.0	0.0
107.5°	0.0	0.0	0.0	0.0	0.0	0.0	0.0	0.0	0.0	0.0	0.0



REPORT NUMBER: P227239

CATALOG NUMBER: IST-AF-800-LED-E1-SLL-8030

CANDELA DISTRIBUTION (continued):

	0°	1°	5°	10°	15°	20°	25°	30°	35°	40°	45°
110°	0.0	0.0	0.0	0.0	0.0	0.0	0.0	0.0	0.0	0.0	0.0
112.5°	0.0	0.0	0.0	0.0	0.0	0.0	0.0	0.0	0.0	0.0	0.0
115°	0.0	0.0	0.0	0.0	0.0	0.0	0.0	0.0	0.0	0.0	0.0
117.5°	0.0	0.0	0.0	0.0	0.0	0.0	0.0	0.0	0.0	0.0	0.0
120°	0.0	0.0	0.0	0.0	0.0	0.0	0.0	0.0	0.0	0.0	0.0
122.5°	0.0	0.0	0.0	0.0	0.0	0.0	0.0	0.0	0.0	0.0	0.0
125°	0.0	0.0	0.0	0.0	0.0	0.0	0.0	0.0	0.0	0.0	0.0
127.5°	0.0	0.0	0.0	0.0	0.0	0.0	0.0	0.0	0.0	0.0	0.0
130°	0.0	0.0	0.0	0.0	0.0	0.0	0.0	0.0	0.0	0.0	0.0
132.5°	0.0	0.0	0.0	0.0	0.0	0.0	0.0	0.0	0.0	0.0	0.0
135°	0.0	0.0	0.0	0.0	0.0	0.0	0.0	0.0	0.0	0.0	0.0
137.5°	0.0	0.0	0.0	0.0	0.0	0.0	0.0	0.0	0.0	0.0	0.0
140°	0.0	0.0	0.0	0.0	0.0	0.0	0.0	0.0	0.0	0.0	0.0
142.5°	0.0	0.0	0.0	0.0	0.0	0.0	0.0	0.0	0.0	0.0	0.0
145°	0.0	0.0	0.0	0.0	0.0	0.0	0.0	0.0	0.0	0.0	0.0
147.5°	0.0	0.0	0.0	0.0	0.0	0.0	0.0	0.0	0.0	0.0	0.0
150°	0.0	0.0	0.0	0.0	0.0	0.0	0.0	0.0	0.0	0.0	0.0
152.5°	0.0	0.0	0.0	0.0	0.0	0.0	0.0	0.0	0.0	0.0	0.0
155°	0.0	0.0	0.0	0.0	0.0	0.0	0.0	0.0	0.0	0.0	0.0
157.5°	0.0	0.0	0.0	0.0	0.0	0.0	0.0	0.0	0.0	0.0	0.0
160°	0.0	0.0	0.0	0.0	0.0	0.0	0.0	0.0	0.0	0.0	0.0
162.5°	0.0	0.0	0.0	0.0	0.0	0.0	0.0	0.0	0.0	0.0	0.0
165°	0.0	0.0	0.0	0.0	0.0	0.0	0.0	0.0	0.0	0.0	0.0
167.5°	0.0	0.0	0.0	0.0	0.0	0.0	0.0	0.0	0.0	0.0	0.0
170°	0.0	0.0	0.0	0.0	0.0	0.0	0.0	0.0	0.0	0.0	0.0
172.5°	0.0	0.0	0.0	0.0	0.0	0.0	0.0	0.0	0.0	0.0	0.0
175°	0.0	0.0	0.0	0.0	0.0	0.0	0.0	0.0	0.0	0.0	0.0
177.5°	0.0	0.0	0.0	0.0	0.0	0.0	0.0	0.0	0.0	0.0	0.0
180°	0.0	0.0	0.0	0.0	0.0	0.0	0.0	0.0	0.0	0.0	0.0



REPORT NUMBER: P227239

CATALOG NUMBER: IST-AF-800-LED-E1-SLL-8030

CANDELA DISTRIBUTION (continued):

	50°	55°	60°	65°	70°	75°	80°	85°	90°	95°	100°
0°	1190.8	1190.8	1190.8	1190.8	1190.8	1190.8	1190.8	1190.8	1190.8	1190.8	1190.8
2.5°	1334.6	1326.7	1331.6	1324.9	1314.0	1306.7	1298.2	1287.3	1274.6	1257.6	1240.6
5°	1411.7	1405.6	1390.4	1368.6	1338.3	1312.8	1282.4	1246.7	1216.9	1178.7	1142.9
7.5°	1418.3	1408.6	1380.7	1340.1	1293.4	1246.0	1210.3	1152.0	1114.4	1053.7	1013.1
10°	1357.7	1358.3	1330.4	1292.2	1243.6	1187.8	1136.2	1072.5	1017.3	955.5	887.5
12.5°	1268.5	1277.0	1278.2	1244.2	1196.9	1138.1	1080.4	1019.8	951.2	885.1	822.6
15°	1167.2	1191.4	1193.3	1184.8	1159.9	1110.2	1057.4	1002.8	933.0	860.8	790.5
17.5°	1076.8	1099.8	1121.1	1140.5	1141.7	1118.0	1085.9	1039.2	969.4	884.5	802.0
20°	1008.2	1033.1	1069.5	1105.3	1144.7	1156.9	1159.3	1129.6	1055.0	951.2	839.6
22.5°	979.7	1008.8	1045.9	1113.2	1183.0	1226.0	1250.3	1250.3	1172.0	1050.7	901.5
25°	973.7	997.3	1053.7	1137.5	1230.9	1306.1	1352.2	1383.1	1326.7	1178.7	977.9
27.5°	977.9	1010.1	1079.8	1165.4	1263.0	1359.5	1435.3	1489.3	1436.5	1266.1	1048.9
30°	994.9	1042.8	1115.0	1203.6	1304.3	1406.2	1497.8	1566.4	1527.5	1345.5	1116.2
32.5°	1024.6	1082.9	1164.8	1244.8	1344.9	1455.3	1545.7	1636.1	1607.6	1400.7	1152.0
35°	1068.9	1137.5	1212.1	1292.8	1388.6	1499.0	1595.5	1713.8	1703.5	1469.9	1187.8
37.5°	1140.5	1210.9	1279.4	1348.6	1439.6	1546.9	1667.1	1818.1	1809.6	1572.4	1245.4
40°	1266.7	1307.9	1358.9	1403.2	1488.7	1591.2	1719.8	1904.3	1934.6	1660.4	1296.4
42.5°	1423.2	1447.5	1462.0	1474.1	1517.8	1614.3	1758.1	1961.9	2011.6	1725.9	1335.8
45°	1622.8	1615.5	1586.4	1558.5	1553.6	1627.6	1775.6	2004.4	2072.3	1789.6	1375.9
47.5°	1858.8	1843.0	1763.5	1671.9	1621.0	1651.9	1806.6	2066.8	2146.9	1873.3	1425.6
50°	2131.1	2094.1	1964.3	1809.6	1715.6	1720.4	1884.8	2153.6	2245.2	1982.5	1518.4
52.5°	2383.5	2317.4	2162.7	1958.2	1823.6	1840.0	2025.6	2333.2	2446.6	2163.3	1674.3
55°	2606.1	2521.2	2354.4	2130.5	2008.6	2037.1	2250.6	2571.0	2678.3	2378.7	1832.1
57.5°	2795.4	2705.0	2540.6	2343.5	2191.8	2215.5	2451.4	2791.8	2864.0	2572.2	1983.1
59°	2881.6	2792.4	2640.7	2458.7	2316.8	2366.5	2593.4	2901.6	2932.5	2646.8	2040.7
60°	2923.4	2834.2	2700.8	2523.0	2393.2	2458.7	2668.6	2984.7	2958.0	2657.7	2062.6
62.5°	2920.4	2857.9	2769.9	2648.6	2624.9	2734.1	2913.1	3091.5	2975.6	2626.2	2076.5
65°	2680.8	2675.3	2620.7	2634.7	2733.5	2902.2	3012.0	3109.0	2939.2	2500.6	2009.2
67.5°	2236.1	2258.5	2265.8	2351.4	2582.5	2868.8	2965.3	2984.1	2780.9	2231.8	1799.9
70°	1726.5	1676.8	1758.7	1909.7	2242.8	2611.6	2748.7	2683.2	2456.9	1869.1	1469.9
72.5°	1222.4	1236.9	1354.6	1550.6	1889.7	2271.9	2486.6	2129.3	1848.4	1398.9	1042.2
75°	919.7	988.2	1045.2	1216.9	1534.8	1946.1	2123.3	1463.8	1204.2	964.6	681.9
77.5°	881.5	876.0	832.3	868.7	1106.5	1363.1	1514.8	913.6	754.1	630.9	411.9
80°	814.7	768.0	688.5	653.4	697.0	875.4	961.5	587.2	501.7	441.0	232.3
82.5°	632.1	600.6	516.9	514.4	581.2	621.8	661.2	416.2	377.3	357.3	142.6
85°	401.0	411.9	422.2	515.0	644.9	652.1	514.4	253.6	199.0	280.3	91.0
87.5°	118.9	193.5	234.8	398.6	581.2	583.0	387.0	83.1	74.6	87.4	52.8
90°	0.0	0.0	0.0	0.0	0.0	0.0	0.6	0.0	0.0	0.0	0.0
92.5°	0.0	0.0	0.0	0.0	0.0	0.0	0.0	0.0	0.0	0.0	0.0
95°	0.0	0.0	0.0	0.0	0.0	0.0	0.0	0.0	0.0	0.0	0.0
97.5°	0.0	0.0	0.0	0.0	0.0	0.0	0.0	0.0	0.0	0.0	0.0
100°	0.0	0.0	0.0	0.0	0.0	0.0	0.0	0.0	0.0	0.0	0.0
102.5°	0.0	0.0	0.0	0.0	0.0	0.0	0.0	0.0	0.0	0.0	0.0
105°	0.0	0.0	0.0	0.0	0.0	0.0	0.0	0.0	0.0	0.0	0.0
107.5°	0.0	0.0	0.0	0.0	0.0	0.0	0.0	0.0	0.0	0.0	0.0



REPORT NUMBER: P227239

CATALOG NUMBER: IST-AF-800-LED-E1-SLL-8030

CANDELA DISTRIBUTION (continued):

	50°	55°	60°	65°	70°	75°	80°	85°	90°	95°	100°
110°	0.0	0.0	0.0	0.0	0.0	0.0	0.0	0.0	0.0	0.0	0.0
112.5°	0.0	0.0	0.0	0.0	0.0	0.0	0.0	0.0	0.0	0.0	0.0
115°	0.0	0.0	0.0	0.0	0.0	0.0	0.0	0.0	0.0	0.0	0.0
117.5°	0.0	0.0	0.0	0.0	0.0	0.0	0.0	0.0	0.0	0.0	0.0
120°	0.0	0.0	0.0	0.0	0.0	0.0	0.0	0.0	0.0	0.0	0.0
122.5°	0.0	0.0	0.0	0.0	0.0	0.0	0.0	0.0	0.0	0.0	0.0
125°	0.0	0.0	0.0	0.0	0.0	0.0	0.0	0.0	0.0	0.0	0.0
127.5°	0.0	0.0	0.0	0.0	0.0	0.0	0.0	0.0	0.0	0.0	0.0
130°	0.0	0.0	0.0	0.0	0.0	0.0	0.0	0.0	0.0	0.0	0.0
132.5°	0.0	0.0	0.0	0.0	0.0	0.0	0.0	0.0	0.0	0.0	0.0
135°	0.0	0.0	0.0	0.0	0.0	0.0	0.0	0.0	0.0	0.0	0.0
137.5°	0.0	0.0	0.0	0.0	0.0	0.0	0.0	0.0	0.0	0.0	0.0
140°	0.0	0.0	0.0	0.0	0.0	0.0	0.0	0.0	0.0	0.0	0.0
142.5°	0.0	0.0	0.0	0.0	0.0	0.0	0.0	0.0	0.0	0.0	0.0
145°	0.0	0.0	0.0	0.0	0.0	0.0	0.0	0.0	0.0	0.0	0.0
147.5°	0.0	0.0	0.0	0.0	0.0	0.0	0.0	0.0	0.0	0.0	0.0
150°	0.0	0.0	0.0	0.0	0.0	0.0	0.0	0.0	0.0	0.0	0.0
152.5°	0.0	0.0	0.0	0.0	0.0	0.0	0.0	0.0	0.0	0.0	0.0
155°	0.0	0.0	0.0	0.0	0.0	0.0	0.0	0.0	0.0	0.0	0.0
157.5°	0.0	0.0	0.0	0.0	0.0	0.0	0.0	0.0	0.0	0.0	0.0
160°	0.0	0.0	0.0	0.0	0.0	0.0	0.0	0.0	0.0	0.0	0.0
162.5°	0.0	0.0	0.0	0.0	0.0	0.0	0.0	0.0	0.0	0.0	0.0
165°	0.0	0.0	0.0	0.0	0.0	0.0	0.0	0.0	0.0	0.0	0.0
167.5°	0.0	0.0	0.0	0.0	0.0	0.0	0.0	0.0	0.0	0.0	0.0
170°	0.0	0.0	0.0	0.0	0.0	0.0	0.0	0.0	0.0	0.0	0.0
172.5°	0.0	0.0	0.0	0.0	0.0	0.0	0.0	0.0	0.0	0.0	0.0
175°	0.0	0.0	0.0	0.0	0.0	0.0	0.0	0.0	0.0	0.0	0.0
177.5°	0.0	0.0	0.0	0.0	0.0	0.0	0.0	0.0	0.0	0.0	0.0
180°	0.0	0.0	0.0	0.0	0.0	0.0	0.0	0.0	0.0	0.0	0.0



REPORT NUMBER: P227239

CATALOG NUMBER: IST-AF-800-LED-E1-SLL-8030

CANDELA DISTRIBUTION (continued):

	105°	110°	115°	120°	125°	130°	135°	140°	145°	150°	155°
0°	1190.8	1190.8	1190.8	1190.8	1190.8	1190.8	1190.8	1190.8	1190.8	1190.8	1190.8
2.5°	1223.0	1220.6	1203.6	1175.1	1177.5	1164.1	1147.2	1119.9	1114.4	1099.2	1096.8
5°	1112.6	1084.1	1047.1	1002.2	985.2	962.1	938.5	921.5	900.3	880.8	906.9
7.5°	965.2	923.3	880.2	832.9	805.6	768.0	748.0	709.2	680.7	675.2	652.7
10°	842.0	789.2	740.1	697.6	646.7	611.5	586.0	564.8	545.4	521.7	507.2
12.5°	760.1	700.7	648.5	595.7	571.5	542.3	526.6	506.5	478.6	458.6	439.2
15°	723.1	658.8	601.8	555.7	520.5	493.2	465.3	441.0	410.7	388.3	365.8
17.5°	718.3	634.5	562.4	510.8	472.6	442.8	405.8	373.7	336.7	311.8	293.0
20°	723.7	616.4	526.0	458.6	419.8	367.6	333.0	293.6	257.2	224.5	194.7
22.5°	745.6	606.6	490.2	416.2	358.5	299.1	262.1	211.7	180.8	149.2	137.7
25°	775.3	600.6	459.2	369.4	296.6	237.8	187.5	145.6	131.6	123.8	119.5
27.5°	806.8	589.7	424.7	326.4	246.9	175.3	140.1	122.5	117.1	112.8	109.8
30°	830.5	568.4	382.2	280.3	196.6	149.8	125.0	113.4	109.8	104.9	101.9
32.5°	840.8	535.7	344.0	236.6	165.6	128.6	109.2	102.5	98.9	94.6	92.8
35°	839.0	498.7	324.6	219.6	151.7	114.0	95.8	91.6	86.8	82.5	78.3
37.5°	840.8	464.7	309.4	215.4	145.6	103.1	87.4	84.3	80.7	76.4	72.8
40°	848.1	445.9	302.1	206.3	140.7	98.9	80.7	77.7	77.0	72.2	69.2
42.5°	851.1	447.7	298.5	193.5	128.6	97.7	80.7	74.0	74.0	70.4	66.7
45°	847.5	461.0	300.9	186.2	119.5	91.6	84.9	74.0	72.2	69.2	65.5
47.5°	858.4	470.8	300.9	185.0	113.4	85.5	80.7	81.3	73.4	69.8	64.3
50°	903.3	479.9	294.8	183.2	111.6	79.5	76.4	80.1	82.5	71.0	64.9
52.5°	982.8	491.4	288.2	180.2	109.2	74.6	71.0	75.2	84.3	74.6	64.9
55°	1064.1	512.0	283.9	175.3	105.6	71.6	64.3	72.2	77.0	74.0	64.3
57.5°	1150.8	534.5	279.7	163.8	97.1	68.6	61.9	63.1	69.2	71.6	62.5
59°	1176.9	545.4	276.0	155.3	89.8	66.1	60.1	58.2	61.9	68.6	61.3
60°	1195.7	546.0	271.8	148.0	85.5	64.9	58.8	56.4	57.6	70.4	61.9
62.5°	1197.5	545.4	258.4	132.9	77.0	62.5	57.0	54.0	52.8	58.8	63.1
65°	1122.3	519.9	234.2	125.0	77.7	60.1	54.0	51.6	49.1	50.4	54.6
67.5°	981.5	454.4	208.7	126.8	81.9	58.2	51.6	49.1	47.3	46.1	47.9
70°	742.5	377.3	201.4	131.0	85.5	57.0	47.9	45.5	44.3	43.7	43.7
72.5°	514.4	310.6	193.5	134.1	88.6	56.4	44.3	41.9	41.3	40.6	40.6
75°	331.2	225.7	160.2	114.0	80.7	51.6	40.0	37.6	37.0	36.4	37.0
77.5°	195.9	157.7	117.7	80.1	58.8	41.3	34.6	32.8	32.8	32.8	33.4
80°	108.6	93.4	78.3	51.6	41.9	30.9	28.5	26.7	26.7	27.3	28.5
82.5°	64.9	51.6	44.3	32.8	28.5	21.8	21.2	20.0	20.6	21.2	22.4
85°	42.5	32.8	26.7	21.8	19.4	14.0	12.1	12.7	13.3	14.6	15.2
87.5°	23.7	18.2	14.6	12.7	11.5	6.1	4.9	4.9	6.1	7.3	8.5
90°	0.0	0.0	0.0	0.0	0.0	0.0	0.0	0.0	0.0	0.0	0.0
92.5°	0.0	0.0	0.0	0.0	0.0	0.0	0.0	0.0	0.0	0.0	0.0
95°	0.0	0.0	0.0	0.0	0.0	0.0	0.0	0.0	0.0	0.0	0.0
97.5°	0.0	0.0	0.0	0.0	0.0	0.0	0.0	0.0	0.0	0.0	0.0
100°	0.0	0.0	0.0	0.0	0.0	0.0	0.0	0.0	0.0	0.0	0.0
102.5°	0.0	0.0	0.0	0.0	0.0	0.0	0.0	0.0	0.0	0.0	0.0
105°	0.0	0.0	0.0	0.0	0.0	0.0	0.0	0.0	0.0	0.0	0.0
107.5°	0.0	0.0	0.0	0.0	0.0	0.0	0.0	0.0	0.0	0.0	0.0



REPORT NUMBER: P227239
 CATALOG NUMBER: IST-AF-800-LED-E1-SLL-8030

REPORT N
 CATALOG

CANDELA DISTRIBUTION (continued):

CANDELA

	105°	110°	115°	120°	125°	130°	135°	140°	145°	150°	155°	
110°	0.0	0.0	0.0	0.0	0.0	0.0	0.0	0.0	0.0	0.0	0.0	0°
112.5°	0.0	0.0	0.0	0.0	0.0	0.0	0.0	0.0	0.0	0.0	0.0	2.5°
115°	0.0	0.0	0.0	0.0	0.0	0.0	0.0	0.0	0.0	0.0	0.0	5°
117.5°	0.0	0.0	0.0	0.0	0.0	0.0	0.0	0.0	0.0	0.0	0.0	7.5°
120°	0.0	0.0	0.0	0.0	0.0	0.0	0.0	0.0	0.0	0.0	0.0	10°
122.5°	0.0	0.0	0.0	0.0	0.0	0.0	0.0	0.0	0.0	0.0	0.0	12.5°
125°	0.0	0.0	0.0	0.0	0.0	0.0	0.0	0.0	0.0	0.0	0.0	15°
127.5°	0.0	0.0	0.0	0.0	0.0	0.0	0.0	0.0	0.0	0.0	0.0	17.5°
130°	0.0	0.0	0.0	0.0	0.0	0.0	0.0	0.0	0.0	0.0	0.0	20°
132.5°	0.0	0.0	0.0	0.0	0.0	0.0	0.0	0.0	0.0	0.0	0.0	22.5°
135°	0.0	0.0	0.0	0.0	0.0	0.0	0.0	0.0	0.0	0.0	0.0	25°
137.5°	0.0	0.0	0.0	0.0	0.0	0.0	0.0	0.0	0.0	0.0	0.0	27.5°
140°	0.0	0.0	0.0	0.0	0.0	0.0	0.0	0.0	0.0	0.0	0.0	30°
142.5°	0.0	0.0	0.0	0.0	0.0	0.0	0.0	0.0	0.0	0.0	0.0	32.5°
145°	0.0	0.0	0.0	0.0	0.0	0.0	0.0	0.0	0.0	0.0	0.0	35°
147.5°	0.0	0.0	0.0	0.0	0.0	0.0	0.0	0.0	0.0	0.0	0.0	37.5°
150°	0.0	0.0	0.0	0.0	0.0	0.0	0.0	0.0	0.0	0.0	0.0	40°
152.5°	0.0	0.0	0.0	0.0	0.0	0.0	0.0	0.0	0.0	0.0	0.0	42.5°
155°	0.0	0.0	0.0	0.0	0.0	0.0	0.0	0.0	0.0	0.0	0.0	45°
157.5°	0.0	0.0	0.0	0.0	0.0	0.0	0.0	0.0	0.0	0.0	0.0	47.5°
160°	0.0	0.0	0.0	0.0	0.0	0.0	0.0	0.0	0.0	0.0	0.0	50°
162.5°	0.0	0.0	0.0	0.0	0.0	0.0	0.0	0.0	0.0	0.0	0.0	52.5°
165°	0.0	0.0	0.0	0.0	0.0	0.0	0.0	0.0	0.0	0.0	0.0	55°
167.5°	0.0	0.0	0.0	0.0	0.0	0.0	0.0	0.0	0.0	0.0	0.0	57.5°
170°	0.0	0.0	0.0	0.0	0.0	0.0	0.0	0.0	0.0	0.0	0.0	59°
172.5°	0.0	0.0	0.0	0.0	0.0	0.0	0.0	0.0	0.0	0.0	0.0	60°
175°	0.0	0.0	0.0	0.0	0.0	0.0	0.0	0.0	0.0	0.0	0.0	62.5°
177.5°	0.0	0.0	0.0	0.0	0.0	0.0	0.0	0.0	0.0	0.0	0.0	65°
180°	0.0	0.0	0.0	0.0	0.0	0.0	0.0	0.0	0.0	0.0	0.0	67.5°
												70°
												72.5°
												75°
												77.5°
												80°
												82.5°
												85°
												87.5°
												90°
												92.5°
												95°
												97.5°
												100°
												102.5°
												105°
												107.5°

'227239
 IST-AF-800-LED-E1-SLL-8030

REPORT NUMBER: P227239
 CATALOG NUMBER: IST-AF-80

TION (continued):

CANDELA DISTRIBUTION (con

165°	170°	175°	180°	185°	190°	195°	200°	205°	210°		215°	220°
0.0	0.0	0.0	0.0	0.0	0.0	0.0	0.0	0.0	0.0	0°	1190.8	1190.8
0.0	0.0	0.0	0.0	0.0	0.0	0.0	0.0	0.0	0.0	2.5°	1031.9	1031.3
0.0	0.0	0.0	0.0	0.0	0.0	0.0	0.0	0.0	0.0	5°	846.9	841.4
0.0	0.0	0.0	0.0	0.0	0.0	0.0	0.0	0.0	0.0	7.5°	656.4	676.4
0.0	0.0	0.0	0.0	0.0	0.0	0.0	0.0	0.0	0.0	10°	473.2	487.1
0.0	0.0	0.0	0.0	0.0	0.0	0.0	0.0	0.0	0.0	12.5°	329.4	336.7
0.0	0.0	0.0	0.0	0.0	0.0	0.0	0.0	0.0	0.0	15°	226.9	241.4
0.0	0.0	0.0	0.0	0.0	0.0	0.0	0.0	0.0	0.0	17.5°	176.5	178.4
0.0	0.0	0.0	0.0	0.0	0.0	0.0	0.0	0.0	0.0	20°	145.6	146.8
0.0	0.0	0.0	0.0	0.0	0.0	0.0	0.0	0.0	0.0	22.5°	129.2	131.6
0.0	0.0	0.0	0.0	0.0	0.0	0.0	0.0	0.0	0.0	25°	108.6	111.0
0.0	0.0	0.0	0.0	0.0	0.0	0.0	0.0	0.0	0.0	27.5°	95.8	98.3
0.0	0.0	0.0	0.0	0.0	0.0	0.0	0.0	0.0	0.0	30°	88.0	89.2
0.0	0.0	0.0	0.0	0.0	0.0	0.0	0.0	0.0	0.0	32.5°	80.1	80.1
0.0	0.0	0.0	0.0	0.0	0.0	0.0	0.0	0.0	0.0	35°	73.4	74.0
0.0	0.0	0.0	0.0	0.0	0.0	0.0	0.0	0.0	0.0	37.5°	68.6	69.8
0.0	0.0	0.0	0.0	0.0	0.0	0.0	0.0	0.0	0.0	40°	64.3	64.9
0.0	0.0	0.0	0.0	0.0	0.0	0.0	0.0	0.0	0.0	42.5°	58.2	59.5
0.0	0.0	0.0	0.0	0.0	0.0	0.0	0.0	0.0	0.0	45°	52.8	53.4
0.0	0.0	0.0	0.0	0.0	0.0	0.0	0.0	0.0	0.0	47.5°	49.1	49.1
0.0	0.0	0.0	0.0	0.0	0.0	0.0	0.0	0.0	0.0	50°	46.7	47.3
0.0	0.0	0.0	0.0	0.0	0.0	0.0	0.0	0.0	0.0	52.5°	45.5	46.1
0.0	0.0	0.0	0.0	0.0	0.0	0.0	0.0	0.0	0.0	55°	44.9	46.1
0.0	0.0	0.0	0.0	0.0	0.0	0.0	0.0	0.0	0.0	57.5°	44.9	45.5
0.0	0.0	0.0	0.0	0.0	0.0	0.0	0.0	0.0	0.0	59°	44.3	44.9
0.0	0.0	0.0	0.0	0.0	0.0	0.0	0.0	0.0	0.0	60°	44.3	45.5
0.0	0.0	0.0	0.0	0.0	0.0	0.0	0.0	0.0	0.0	62.5°	42.5	43.7
0.0	0.0	0.0	0.0	0.0	0.0	0.0	0.0	0.0	0.0	65°	41.3	42.5
0.0	0.0	0.0	0.0	0.0	0.0	0.0	0.0	0.0	0.0	67.5°	39.4	41.3
										70°	37.6	39.4
										72.5°	35.2	37.6
										75°	32.8	34.6
										77.5°	29.7	31.5
										80°	26.1	26.7
										82.5°	21.8	21.8
										85°	16.4	14.6
										87.5°	9.1	9.7
										90°	0.0	0.0
										92.5°	0.0	0.0
										95°	0.0	0.0
										97.5°	0.0	0.0
										100°	0.0	0.0
										102.5°	0.0	0.0
										105°	0.0	0.0
										107.5°	0.0	0.0



REPORT NUMBER: P227239

CATALOG NUMBER: IST-AF-800-LED-E1-S

O-LED-E1-SLL-8030

tinued):

CANDELA DISTRIBUTION (continued):

225°	230°	235°	240°	245°	250°	255°	260°	265°		215°	220°	225°
1190.8	1190.8	1190.8	1190.8	1190.8	1190.8	1190.8	1190.8	1190.8	110°	0.0	0.0	0.0
1018.6	1018.6	1036.8	1038.6	1017.3	1022.8	1033.1	1021.0	1034.3	112.5°	0.0	0.0	0.0
854.8	847.5	848.1	843.2	851.7	842.0	852.3	848.7	845.7	115°	0.0	0.0	0.0
663.7	676.4	667.3	649.7	663.7	652.7	632.1	633.9	610.9	117.5°	0.0	0.0	0.0
498.7	489.6	484.7	476.2	453.8	458.0	435.0	438.6	446.5	120°	0.0	0.0	0.0
344.0	337.3	345.2	339.7	330.6	332.4	337.3	342.1	354.9	122.5°	0.0	0.0	0.0
241.4	238.4	236.6	240.2	250.5	256.0	263.9	278.4	285.7	125°	0.0	0.0	0.0
181.4	182.0	180.2	185.6	194.1	198.4	200.2	201.4	209.9	127.5°	0.0	0.0	0.0
149.8	152.3	151.7	153.5	151.1	148.6	150.4	146.8	143.8	130°	0.0	0.0	0.0
131.0	131.6	128.6	128.0	124.4	121.3	118.9	118.9	117.7	132.5°	0.0	0.0	0.0
111.0	111.6	108.6	108.6	108.0	109.8	108.6	106.2	105.6	135°	0.0	0.0	0.0
99.5	98.3	96.5	96.5	95.2	95.2	95.8	96.5	95.8	137.5°	0.0	0.0	0.0
89.2	88.0	87.4	88.0	87.4	88.0	88.6	88.0	88.6	140°	0.0	0.0	0.0
81.9	80.7	80.7	81.3	80.7	81.3	81.3	81.3	80.7	142.5°	0.0	0.0	0.0
75.8	74.6	74.6	74.6	74.0	72.8	71.6	69.8	67.9	145°	0.0	0.0	0.0
71.0	70.4	69.2	68.6	66.7	63.1	61.9	61.9	61.9	147.5°	0.0	0.0	0.0
66.7	65.5	64.9	62.5	60.1	58.8	58.8	58.8	58.8	150°	0.0	0.0	0.0
61.3	59.5	58.2	57.6	57.0	57.0	56.4	56.4	56.4	152.5°	0.0	0.0	0.0
54.6	54.0	54.0	54.6	54.6	54.6	54.6	54.0	54.6	155°	0.0	0.0	0.0
50.4	50.4	51.0	51.6	52.2	52.8	53.4	52.8	53.4	157.5°	0.0	0.0	0.0
48.5	48.5	48.5	49.7	50.4	51.0	52.2	52.2	52.2	160°	0.0	0.0	0.0
47.3	47.3	47.9	48.5	49.1	49.7	50.4	51.0	51.6	162.5°	0.0	0.0	0.0
46.7	47.3	46.7	47.3	47.9	49.1	49.7	49.7	50.4	165°	0.0	0.0	0.0
46.7	46.7	46.7	46.7	47.9	48.5	47.9	48.5	49.1	167.5°	0.0	0.0	0.0
46.7	46.7	46.1	46.7	47.3	47.9	47.3	47.3	48.5	170°	0.0	0.0	0.0
46.1	46.7	46.1	46.1	46.7	47.3	46.7	47.3	47.9	172.5°	0.0	0.0	0.0
44.9	45.5	44.9	45.5	45.5	46.1	46.1	46.1	46.7	175°	0.0	0.0	0.0
43.7	43.7	43.7	44.3	44.3	44.9	44.9	45.5	44.9	177.5°	0.0	0.0	0.0
42.5	42.5	42.5	43.1	43.1	43.7	44.3	43.7	43.7	180°	0.0	0.0	0.0
41.3	40.6	40.0	40.6	41.3	41.3	41.9	41.3	41.9				
39.4	38.8	38.2	38.2	38.8	38.8	39.4	38.8	38.8				
36.4	36.4	35.2	35.2	35.2	35.2	35.8	35.2	34.6				
32.8	32.8	31.5	31.5	31.5	31.5	30.9	30.9	30.9				
27.3	27.9	27.9	27.3	27.3	26.7	26.7	26.1	25.5				
20.6	21.8	22.4	22.4	22.4	22.4	22.4	21.2	20.0				
14.6	16.4	18.2	18.2	17.6	17.6	17.6	15.8	14.0				
9.1	10.9	11.5	12.7	10.9	10.3	10.3	9.1	8.5				
0.0	0.0	1.2	0.6	1.8	1.8	2.4	1.2	0.6				
0.0	0.0	0.0	0.0	0.0	0.0	0.0	0.0	0.0				
0.0	0.0	0.0	0.0	0.0	0.0	0.0	0.0	0.0				
0.0	0.0	0.0	0.0	0.0	0.0	0.0	0.0	0.0				
0.0	0.0	0.0	0.0	0.0	0.0	0.0	0.0	0.0				
0.0	0.0	0.0	0.0	0.0	0.0	0.0	0.0	0.0				
0.0	0.0	0.0	0.0	0.0	0.0	0.0	0.0	0.0				
0.0	0.0	0.0	0.0	0.0	0.0	0.0	0.0	0.0				
0.0	0.0	0.0	0.0	0.0	0.0	0.0	0.0	0.0				
0.0	0.0	0.0	0.0	0.0	0.0	0.0	0.0	0.0				
0.0	0.0	0.0	0.0	0.0	0.0	0.0	0.0	0.0				
0.0	0.0	0.0	0.0	0.0	0.0	0.0	0.0	0.0				
0.0	0.0	0.0	0.0	0.0	0.0	0.0	0.0	0.0				



REPORT NUMBER: P227239

CATALOG NUMBER: IST-AF-800-LED-E1-SLL-8030

SLL-8030

CANDELA DISTRIBUTION (continued):

230°	235°	240°	245°	250°	255°	260°	265°		270°	275°	280°	285°
0.0	0.0	0.0	0.0	0.0	0.0	0.0	0.0	0°	1190.8	1190.8	1190.8	1190.8
0.0	0.0	0.0	0.0	0.0	0.0	0.0	0.0	2.5°	1022.8	1045.2	1048.3	1051.3
0.0	0.0	0.0	0.0	0.0	0.0	0.0	0.0	5°	840.8	863.3	850.5	856.0
0.0	0.0	0.0	0.0	0.0	0.0	0.0	0.0	7.5°	613.9	599.4	618.2	629.7
0.0	0.0	0.0	0.0	0.0	0.0	0.0	0.0	10°	448.3	465.3	472.6	485.9
0.0	0.0	0.0	0.0	0.0	0.0	0.0	0.0	12.5°	371.9	382.8	396.1	417.4
0.0	0.0	0.0	0.0	0.0	0.0	0.0	0.0	15°	301.5	309.4	326.4	347.0
0.0	0.0	0.0	0.0	0.0	0.0	0.0	0.0	17.5°	219.6	231.1	242.1	259.0
0.0	0.0	0.0	0.0	0.0	0.0	0.0	0.0	20°	147.4	152.3	165.6	173.5
0.0	0.0	0.0	0.0	0.0	0.0	0.0	0.0	22.5°	118.3	120.1	122.5	129.2
0.0	0.0	0.0	0.0	0.0	0.0	0.0	0.0	25°	106.2	107.4	109.2	111.6
0.0	0.0	0.0	0.0	0.0	0.0	0.0	0.0	27.5°	96.5	97.1	98.9	100.1
0.0	0.0	0.0	0.0	0.0	0.0	0.0	0.0	30°	88.0	87.4	88.0	89.8
0.0	0.0	0.0	0.0	0.0	0.0	0.0	0.0	32.5°	78.9	78.9	80.1	80.1
0.0	0.0	0.0	0.0	0.0	0.0	0.0	0.0	35°	67.9	67.3	68.6	70.4
0.0	0.0	0.0	0.0	0.0	0.0	0.0	0.0	37.5°	62.5	63.1	64.3	65.5
0.0	0.0	0.0	0.0	0.0	0.0	0.0	0.0	40°	59.5	60.1	61.3	62.5
0.0	0.0	0.0	0.0	0.0	0.0	0.0	0.0	42.5°	56.4	57.6	58.8	60.7
0.0	0.0	0.0	0.0	0.0	0.0	0.0	0.0	45°	54.6	55.8	57.6	59.5
0.0	0.0	0.0	0.0	0.0	0.0	0.0	0.0	47.5°	54.0	55.2	57.0	59.5
0.0	0.0	0.0	0.0	0.0	0.0	0.0	0.0	50°	52.8	54.6	56.4	58.8
0.0	0.0	0.0	0.0	0.0	0.0	0.0	0.0	52.5°	52.8	54.0	55.8	58.8
0.0	0.0	0.0	0.0	0.0	0.0	0.0	0.0	55°	51.0	52.8	54.6	57.6
0.0	0.0	0.0	0.0	0.0	0.0	0.0	0.0	57.5°	49.7	51.0	53.4	57.0
0.0	0.0	0.0	0.0	0.0	0.0	0.0	0.0	59°	49.1	50.4	52.8	56.4
0.0	0.0	0.0	0.0	0.0	0.0	0.0	0.0	60°	47.9	49.7	52.2	55.8
0.0	0.0	0.0	0.0	0.0	0.0	0.0	0.0	62.5°	46.7	48.5	51.0	54.6
0.0	0.0	0.0	0.0	0.0	0.0	0.0	0.0	65°	44.9	47.3	49.7	52.2
0.0	0.0	0.0	0.0	0.0	0.0	0.0	0.0	67.5°	43.7	44.9	47.3	49.7
								70°	41.3	42.5	44.3	46.1
								72.5°	38.2	38.8	40.0	41.9
								75°	34.0	34.6	35.2	37.0
								77.5°	29.7	29.7	30.3	32.8
								80°	24.9	24.9	25.5	26.7
								82.5°	18.8	18.8	20.0	21.8
								85°	13.3	12.7	14.6	15.8
								87.5°	7.9	7.3	7.9	7.9
								90°	0.6	1.8	1.2	1.2
								92.5°	0.0	0.0	0.0	0.0
								95°	0.0	0.0	0.0	0.0
								97.5°	0.0	0.0	0.0	0.0
								100°	0.0	0.0	0.0	0.0
								102.5°	0.0	0.0	0.0	0.0
								105°	0.0	0.0	0.0	0.0
								107.5°	0.0	0.0	0.0	0.0



REPORT NUMBER: P227239

CATALOG NUMBER: IST-AF-800-LED-E1-SLL-8030

CANDELA DISTRIBUTION (continued):

290°	295°	300°	305°	310°	315°	320°		270°	275°	280°	285°	290°
1190.8	1190.8	1190.8	1190.8	1190.8	1190.8	1190.8	110°	0.0	0.0	0.0	0.0	0.0
1063.4	1057.4	1062.2	1081.0	1087.7	1096.2	1124.7	112.5°	0.0	0.0	0.0	0.0	0.0
869.3	877.2	869.3	907.5	909.4	934.8	945.2	115°	0.0	0.0	0.0	0.0	0.0
638.8	649.1	666.1	691.6	698.9	735.3	766.2	117.5°	0.0	0.0	0.0	0.0	0.0
498.7	512.0	535.7	551.4	567.2	588.4	613.3	120°	0.0	0.0	0.0	0.0	0.0
442.8	456.8	477.4	497.4	519.9	536.3	556.9	122.5°	0.0	0.0	0.0	0.0	0.0
370.1	391.9	411.9	438.0	456.8	486.5	510.8	125°	0.0	0.0	0.0	0.0	0.0
282.7	313.0	333.0	364.6	393.1	419.2	451.9	127.5°	0.0	0.0	0.0	0.0	0.0
196.6	220.2	245.7	279.7	316.7	352.5	396.1	130°	0.0	0.0	0.0	0.0	0.0
135.3	148.0	167.4	202.6	240.8	292.4	339.7	132.5°	0.0	0.0	0.0	0.0	0.0
115.3	120.1	127.4	144.4	176.5	233.0	285.1	135°	0.0	0.0	0.0	0.0	0.0
102.5	106.2	111.0	119.5	136.5	175.3	233.0	137.5°	0.0	0.0	0.0	0.0	0.0
94.0	98.3	103.1	109.2	118.3	145.0	188.1	140°	0.0	0.0	0.0	0.0	0.0
82.5	85.5	89.8	96.5	103.1	124.4	166.2	142.5°	0.0	0.0	0.0	0.0	0.0
72.8	76.4	81.9	86.8	93.4	110.4	151.1	145°	0.0	0.0	0.0	0.0	0.0
67.9	71.6	76.4	80.7	85.5	99.5	140.1	147.5°	0.0	0.0	0.0	0.0	0.0
64.9	68.6	73.4	77.0	80.1	95.8	135.9	150°	0.0	0.0	0.0	0.0	0.0
63.1	67.3	71.6	74.0	80.1	97.7	125.6	152.5°	0.0	0.0	0.0	0.0	0.0
62.5	66.7	71.6	75.8	88.0	92.2	118.9	155°	0.0	0.0	0.0	0.0	0.0
63.1	66.7	72.8	84.9	85.5	87.4	111.6	157.5°	0.0	0.0	0.0	0.0	0.0
63.1	68.6	81.3	88.6	81.3	82.5	104.9	160°	0.0	0.0	0.0	0.0	0.0
63.7	71.0	84.3	82.5	78.9	77.0	97.7	162.5°	0.0	0.0	0.0	0.0	0.0
63.7	69.8	80.7	77.7	72.8	73.4	89.2	165°	0.0	0.0	0.0	0.0	0.0
61.9	69.8	77.7	70.4	66.7	69.8	81.9	167.5°	0.0	0.0	0.0	0.0	0.0
60.7	71.6	69.2	64.9	64.9	67.9	78.3	170°	0.0	0.0	0.0	0.0	0.0
60.1	73.4	65.5	63.1	63.1	67.3	76.4	172.5°	0.0	0.0	0.0	0.0	0.0
58.2	68.6	60.1	58.8	60.7	63.7	74.0	175°	0.0	0.0	0.0	0.0	0.0
54.6	57.0	55.2	55.2	57.6	61.3	72.8	177.5°	0.0	0.0	0.0	0.0	0.0
50.4	51.6	51.6	52.2	54.6	57.6	74.0	180°	0.0	0.0	0.0	0.0	0.0
46.7	46.7	47.9	48.5	50.4	54.6	71.0						
42.5	43.1	43.1	44.3	45.5	49.7	68.6						
37.6	37.6	38.8	38.8	40.6	44.9	61.3						
32.8	32.8	32.8	33.4	34.6	38.8	50.4						
27.3	27.3	27.3	27.9	28.5	32.2	38.2						
21.8	21.2	20.6	20.6	21.8	24.9	29.7						
15.2	15.2	14.6	14.6	14.6	16.4	20.0						
8.5	7.3	7.9	8.5	7.9	9.1	10.9						
0.6	1.2	1.8	2.4	2.4	2.4	3.6						
0.0	0.0	0.0	0.0	0.0	0.0	0.0						
0.0	0.0	0.0	0.0	0.0	0.0	0.0						
0.0	0.0	0.0	0.0	0.0	0.0	0.0						
0.0	0.0	0.0	0.0	0.0	0.0	0.0						
0.0	0.0	0.0	0.0	0.0	0.0	0.0						
0.0	0.0	0.0	0.0	0.0	0.0	0.0						
0.0	0.0	0.0	0.0	0.0	0.0	0.0						
0.0	0.0	0.0	0.0	0.0	0.0	0.0						
0.0	0.0	0.0	0.0	0.0	0.0	0.0						



REPORT NUMBER: P227239

CATALOG NUMBER: IST-AF-800-LED-E1-SLL-8030

CANDELA DISTRIBUTION (continued):

295°	300°	305°	310°	315°	320°		325°	330°	335°	340°	345°	350°
0.0	0.0	0.0	0.0	0.0	0.0	0°	1190.8	1190.8	1190.8	1190.8	1190.8	1190.8
0.0	0.0	0.0	0.0	0.0	0.0	2.5°	1121.1	1136.9	1161.7	1166.6	1186.6	1200.5
0.0	0.0	0.0	0.0	0.0	0.0	5°	950.0	987.6	1001.0	1027.0	1072.5	1095.6
0.0	0.0	0.0	0.0	0.0	0.0	7.5°	783.8	812.3	844.4	886.3	919.7	959.1
0.0	0.0	0.0	0.0	0.0	0.0	10°	644.9	685.5	727.4	761.3	808.0	855.4
0.0	0.0	0.0	0.0	0.0	0.0	12.5°	572.7	595.1	636.4	684.3	742.5	795.3
0.0	0.0	0.0	0.0	0.0	0.0	15°	535.1	561.8	606.0	657.0	718.9	784.4
0.0	0.0	0.0	0.0	0.0	0.0	17.5°	488.3	530.8	581.2	654.0	734.0	825.0
0.0	0.0	0.0	0.0	0.0	0.0	20°	442.2	493.8	559.9	655.8	766.8	885.1
0.0	0.0	0.0	0.0	0.0	0.0	22.5°	401.6	462.9	546.6	666.7	808.7	966.4
0.0	0.0	0.0	0.0	0.0	0.0	25°	353.7	435.6	536.3	689.1	873.0	1075.6
0.0	0.0	0.0	0.0	0.0	0.0	27.5°	315.5	409.5	521.1	708.6	931.8	1180.5
0.0	0.0	0.0	0.0	0.0	0.0	30°	273.0	379.2	499.9	715.2	1003.4	1266.7
0.0	0.0	0.0	0.0	0.0	0.0	32.5°	239.0	350.6	475.6	709.2	1035.5	1326.7
0.0	0.0	0.0	0.0	0.0	0.0	35°	222.6	330.0	455.0	687.9	1062.2	1391.6
0.0	0.0	0.0	0.0	0.0	0.0	37.5°	211.7	307.6	435.0	652.7	1092.6	1455.9
0.0	0.0	0.0	0.0	0.0	0.0	40°	197.8	290.0	418.6	627.3	1116.2	1509.3
0.0	0.0	0.0	0.0	0.0	0.0	42.5°	185.0	274.2	405.8	604.8	1122.3	1557.3
0.0	0.0	0.0	0.0	0.0	0.0	45°	174.1	264.5	396.1	606.0	1126.5	1624.0
0.0	0.0	0.0	0.0	0.0	0.0	47.5°	165.6	255.4	392.5	626.7	1171.4	1716.8
0.0	0.0	0.0	0.0	0.0	0.0	50°	157.7	247.5	386.4	666.7	1243.6	1842.4
0.0	0.0	0.0	0.0	0.0	0.0	52.5°	148.6	236.6	378.5	708.0	1322.5	2010.4
0.0	0.0	0.0	0.0	0.0	0.0	55°	136.5	222.0	370.1	742.5	1429.9	2214.9
0.0	0.0	0.0	0.0	0.0	0.0	57.5°	117.7	205.0	364.6	760.1	1496.0	2332.5
0.0	0.0	0.0	0.0	0.0	0.0	59°	108.0	188.7	361.6	751.6	1513.6	2352.6
0.0	0.0	0.0	0.0	0.0	0.0	60°	102.5	179.0	356.7	741.3	1518.4	2339.8
0.0	0.0	0.0	0.0	0.0	0.0	62.5°	95.2	155.9	336.7	689.8	1450.5	2185.7
0.0	0.0	0.0	0.0	0.0	0.0	65°	97.1	147.4	291.2	587.2	1294.6	1884.8
0.0	0.0	0.0	0.0	0.0	0.0	67.5°	99.5	143.8	251.8	474.4	1031.9	1559.7
						70°	97.7	142.0	228.7	377.3	772.9	1167.8
						72.5°	95.2	134.1	198.4	303.3	490.2	817.8
						75°	84.3	112.8	155.9	208.1	309.4	595.7
						77.5°	66.1	86.8	110.4	129.2	157.1	420.4
						80°	48.5	63.1	72.2	77.7	87.4	286.9
						82.5°	34.6	42.5	46.1	49.1	58.2	214.8
						85°	26.1	29.7	32.2	32.2	39.4	151.7
						87.5°	14.6	15.2	15.2	16.4	19.4	41.3
						90°	4.2	4.2	3.6	4.2	3.0	2.4
						92.5°	0.0	0.0	0.0	0.0	0.0	0.0
						95°	0.0	0.0	0.0	0.0	0.0	0.0
						97.5°	0.0	0.0	0.0	0.0	0.0	0.0
						100°	0.0	0.0	0.0	0.0	0.0	0.0
						102.5°	0.0	0.0	0.0	0.0	0.0	0.0
						105°	0.0	0.0	0.0	0.0	0.0	0.0
						107.5°	0.0	0.0	0.0	0.0	0.0	0.0



REPORT NUMBER: P227239

CATALOG NUMBER: IST-AF-800-LED-E1-SLL-8030

CANDELA DISTRIBUTION (continued):

355°	359°	360°		325°	330°	335°	340°	345°	350°	355°
1190.8	1190.8	1190.8	110°	0.0	0.0	0.0	0.0	0.0	0.0	0.0
1216.3	1225.4	1232.7	112.5°	0.0	0.0	0.0	0.0	0.0	0.0	0.0
1130.8	1153.2	1157.5	115°	0.0	0.0	0.0	0.0	0.0	0.0	0.0
1002.8	1039.2	1051.9	117.5°	0.0	0.0	0.0	0.0	0.0	0.0	0.0
908.8	948.2	961.5	120°	0.0	0.0	0.0	0.0	0.0	0.0	0.0
857.2	903.3	917.9	122.5°	0.0	0.0	0.0	0.0	0.0	0.0	0.0
858.4	913.6	934.8	125°	0.0	0.0	0.0	0.0	0.0	0.0	0.0
914.2	977.3	1003.4	127.5°	0.0	0.0	0.0	0.0	0.0	0.0	0.0
1010.1	1101.7	1121.1	130°	0.0	0.0	0.0	0.0	0.0	0.0	0.0
1139.9	1229.7	1258.8	132.5°	0.0	0.0	0.0	0.0	0.0	0.0	0.0
1261.8	1380.7	1403.2	135°	0.0	0.0	0.0	0.0	0.0	0.0	0.0
1381.9	1499.6	1519.6	137.5°	0.0	0.0	0.0	0.0	0.0	0.0	0.0
1474.8	1597.9	1614.9	140°	0.0	0.0	0.0	0.0	0.0	0.0	0.0
1563.9	1702.8	1721.7	142.5°	0.0	0.0	0.0	0.0	0.0	0.0	0.0
1663.4	1816.9	1838.7	145°	0.0	0.0	0.0	0.0	0.0	0.0	0.0
1753.2	1929.1	1943.1	147.5°	0.0	0.0	0.0	0.0	0.0	0.0	0.0
1852.7	2020.7	2024.4	150°	0.0	0.0	0.0	0.0	0.0	0.0	0.0
1934.0	2088.7	2089.9	152.5°	0.0	0.0	0.0	0.0	0.0	0.0	0.0
2012.8	2152.4	2153.0	155°	0.0	0.0	0.0	0.0	0.0	0.0	0.0
2095.3	2222.1	2213.0	157.5°	0.0	0.0	0.0	0.0	0.0	0.0	0.0
2225.8	2304.6	2313.7	160°	0.0	0.0	0.0	0.0	0.0	0.0	0.0
2424.1	2494.5	2504.8	162.5°	0.0	0.0	0.0	0.0	0.0	0.0	0.0
2654.7	2752.3	2738.4	165°	0.0	0.0	0.0	0.0	0.0	0.0	0.0
2752.3	2864.0	2875.5	167.5°	0.0	0.0	0.0	0.0	0.0	0.0	0.0
2736.0	2888.2	2907.6	170°	0.0	0.0	0.0	0.0	0.0	0.0	0.0
2709.9	2881.0	2904.6	172.5°	0.0	0.0	0.0	0.0	0.0	0.0	0.0
2561.9	2805.1	2842.1	175°	0.0	0.0	0.0	0.0	0.0	0.0	0.0
2313.1	2648.0	2700.2	177.5°	0.0	0.0	0.0	0.0	0.0	0.0	0.0
1993.4	2413.2	2455.1	180°	0.0	0.0	0.0	0.0	0.0	0.0	0.0
1555.4	1961.3	1997.1								
1033.7	1346.7	1408.6								
657.0	868.7	857.2								
484.7	564.8	565.4								
351.9	387.6	383.4								
272.4	236.6	236.0								
95.2	83.7	81.9								
41.3	34.6	35.2								
1.8	1.8	2.4								
0.0	0.0	0.0								
0.0	0.0	0.0								
0.0	0.0	0.0								
0.0	0.0	0.0								
0.0	0.0	0.0								
0.0	0.0	0.0								
0.0	0.0	0.0								
0.0	0.0	0.0								
0.0	0.0	0.0								

